

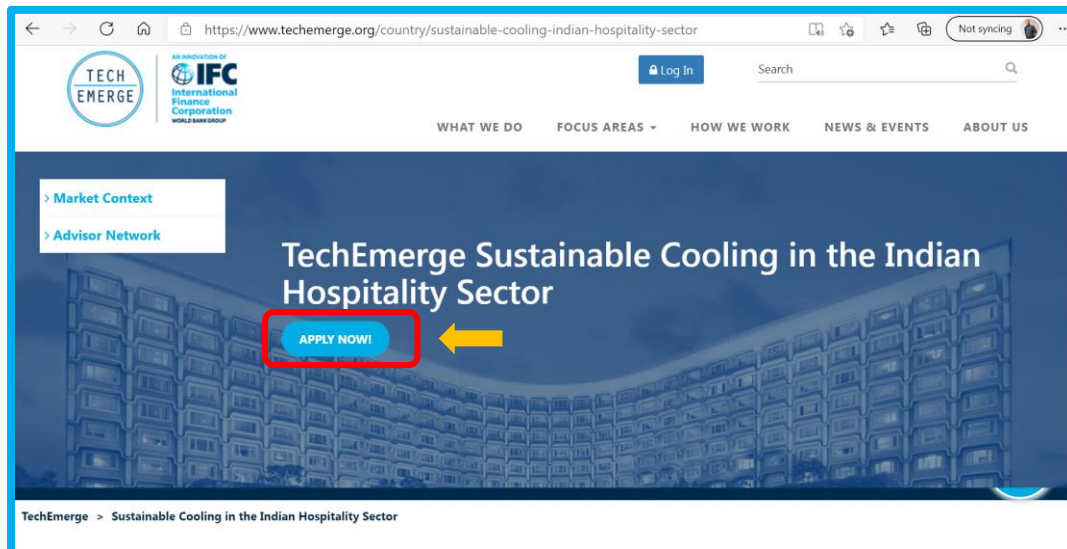


How to Apply

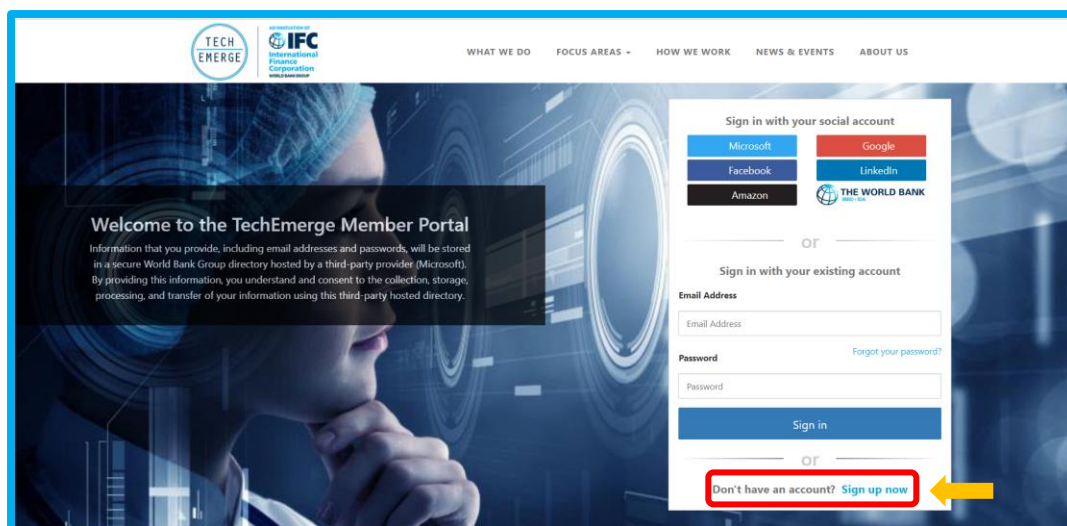


A step-by-step guide to submit applications via the TechEmerge Portal

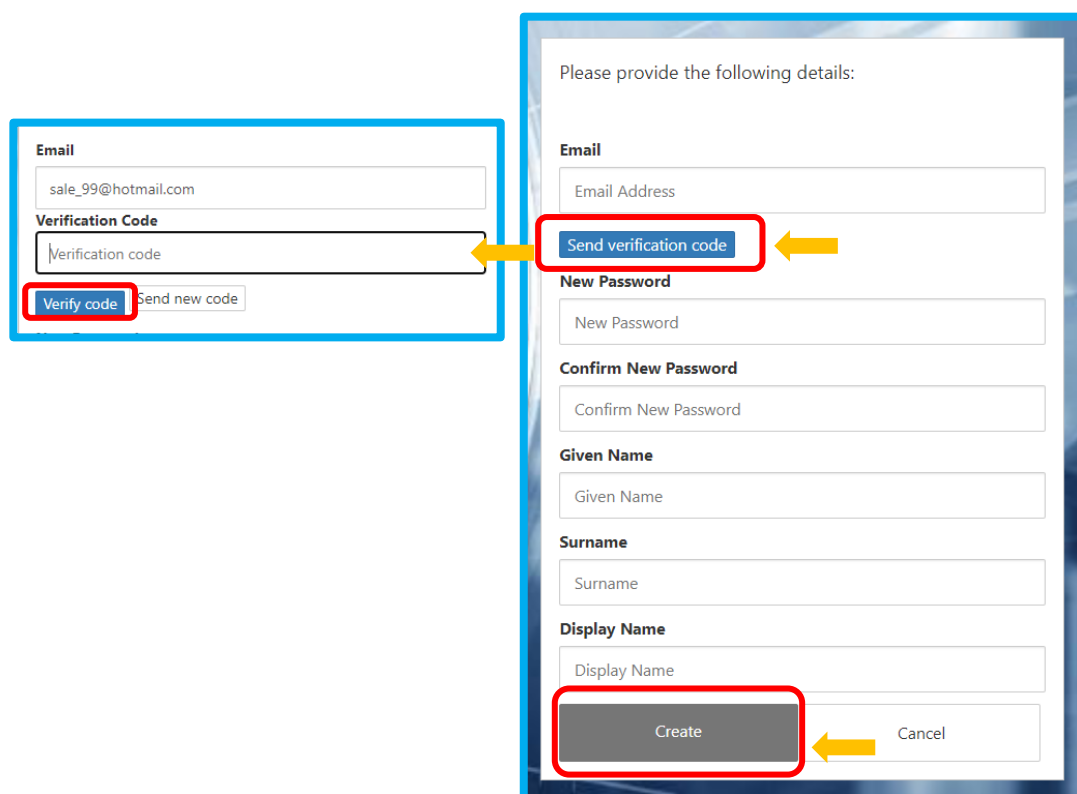
1. Register on the platform



- From the TechEmerge Open Call webpage, click 'Apply Now'. This will take you to the platform.



- Or you can go directly to the platform URL: www.techemerge.org/my-dashboard
- If you are a new user, click 'Sign up now' and create an account on the TechEmerge Portal.



- Fill in the form.
- Click to send a verification code to your email account. Once it arrives, enter the code into the box on the form and verify.
- Click 'Create'.

You can also register using a social account.

If you are a returning user, and your profile does not need updating, sign in with your existing account and proceed to add your solution (Step 4).

2. Complete the user agreement

- Go to the 'Overview' tab in your profile and read the user agreement. If you agree, check the box and click 'Save'.

The screenshot shows the TechEmerge user profile page. The header includes the TechEmerge logo, the IFC logo (an innovation of International Finance Corporation, World Bank Group), and a 'Profile' button with a 'LOGOUT' link. A search bar is located in the top right. The navigation menu includes 'WHAT WE DO', 'FOCUS AREAS', 'HOW WE WORK', 'NEWS & EVENTS', and 'ABOUT US'. The 'OVERVIEW' tab is selected and highlighted with a yellow arrow. Below the navigation, there are three input fields for 'Email address', 'First Name', and 'Last Name'. At the bottom, there is a checkbox labeled 'I agree to the User Agreement' and a green 'Save' button, both highlighted with red boxes and yellow arrows. A help icon is visible in the bottom right corner.

- Next, you will see the welcome message below.

The screenshot shows the TechEmerge user profile page after saving changes. A green notification banner at the top states: "The changes have been saved. Thank you for entering information about your company or organization. Please check the details below. If you would like to make any changes, use the edit button." Below the notification, the 'OVERVIEW' tab is selected and highlighted with a yellow arrow. A blue 'Welcome' message box is displayed, containing the text: "You are now logged in to the TechEmerge Member Portal" and a list of instructions: "1. Please fill in your organization's details under 'MY COMPANY' tab. 2. Use the 'MY SOLUTIONS' tab to enter information about your technology, product or service. 3. Apply to participate in TechEmerge initiatives via the 'OPEN CALLS' tab. 4. You can review and edit the details in your application before submission. If needed, you can also make changes to an application that has already been submitted." Below the message, there are five circular icons representing different features: "User Agreement Completed", "Company Profile 0%", "0 Solution(s) in Draft", "0 Application(s) in Draft", and "1 Calls".

3. Complete your company profile

- Fill in your company profile and add information about your solution(s). This will enable you to apply to our open calls.

The screenshot shows the 'Company Profile' form in the Tech EmERGE portal. The page header includes the Tech EmERGE logo, the IFC logo (an innovation of International Finance Corporation, World Bank Group), a 'Profile' button with a 'LOGOUT' link, and a search bar. The navigation menu includes 'WHAT WE DO', 'FOCUS AREAS', 'HOW WE WORK', 'NEWS & EVENTS', and 'ABOUT US'. The main navigation tabs are 'OVERVIEW', 'MY COMPANY' (highlighted with a yellow arrow), 'MY SOLUTIONS', and 'OPEN CALLS/MY APPLICATIONS'. The 'Company Profile' section has a blue header with the text 'Please enter details about your company.' Below this, the 'COMPANY INFO' section contains a 'Company Logo (optional)' field with a 'Choose File' button and 'No file chosen' text, a 'Company Name' text input, an 'Innovation Focus' dropdown menu set to '- None -', and an 'Upload requirements' link. The 'MAIN CONTACT' section contains 'First Name', 'Last Name', 'Phone number', and 'Corporate e-mail' text input fields.

- Complete all the fields under the 'My Company' tab, providing as much detail as possible, then click 'Save'.

The screenshot shows the 'Company Details' form in the Tech EmERGE portal. The form includes a 'Website' text input, a 'Number of Employees' text input, a 'Year Established' text input, a 'Capital Raised (In USD)' dropdown menu set to '- None -', and an 'Annual Revenue (In USD)' dropdown menu set to '- None -'. Below these are two dropdown menus for 'Geographic Markets You Currently Serve' and 'Target Markets for Expansion', both set to 'Choose some options'. A yellow arrow points to a green 'SAVE' button with a checkmark, which is highlighted with a red box.

4. Add your solution(s)

- Under the 'My Solutions' tab, provide details about your company's innovative solution(s). First, click the 'Add Solution' button.

The screenshot shows the TechEmerge website interface. At the top, there are logos for TECH EMERGE and IFC (International Finance Corporation, World Bank Group). A navigation menu includes 'WHAT WE DO', 'FOCUS AREAS', 'HOW WE WORK', 'NEWS & EVENTS', and 'ABOUT US'. Below this, a secondary menu has 'OVERVIEW', 'MY COMPANY', 'MY SOLUTIONS' (which is underlined), and 'OPEN CALLS/MY APPLICATIONS'. A yellow arrow points to the 'MY SOLUTIONS' tab. The main content area is a blue box with the heading 'Solution' and a paragraph of instructions. At the bottom right of this blue box, a green 'ADD SOLUTION' button is highlighted with a red box and a yellow arrow.

- Enter details about your solution into each field. You can add video links and attachments as supporting documentation.

The screenshot shows the 'Add Solution' form. It has several sections: 'Sector' and 'Subsector' dropdowns; 'What does it do/offer/key functionalities?' and 'Describe the product/solution' text areas; 'What specific problem does it address?' and 'Provide an example of typical use cases' text areas; 'Attachment' section with 'Upload Documents' and 'Upload requirements' options; and 'Video Links' section with 'Hyperlink/Address', 'Title', and 'Password to open video' fields. At the bottom, there is a 'Publish' checkbox with the text 'Checking this will make the solution visible to IFC and enable you to use it for applications'. Below this are 'SAVE' and 'EXIT' buttons. A red box highlights the 'Publish' checkbox and the 'SAVE' button, with a yellow arrow pointing to it.

- Check the 'Publish' box and then click 'Save'. This step enables you to use this solution later in the application process. Your solution should now be visible in the field shown below.

The screenshot shows the 'My Solutions' page after a solution has been added. A green notification bar at the top says 'Solution Cooling Solution Test has been created.' Below the navigation menu, the 'Solution' section is visible. At the bottom right, a green 'ADD SOLUTION' button is present. Below this, a table lists the solutions. The table has columns for 'TITLE', 'TYPE', 'STATUS', 'CHANGED', and 'UPDATED BY'. The first row is highlighted with a red box and a yellow arrow.

TITLE	TYPE	STATUS	CHANGED	UPDATED BY
Cooling Solution Test	Solution	Published	February 23, 2021	

- If you have more than one solution, repeat the steps shown above.

5. Apply to an open call

- Under the 'Open Calls/My Applications' tab, you will find TechEmerge programs that are currently accepting applications. Choose the relevant program, then click 'Apply'.

The screenshot shows the TechEmerge website interface. The top navigation bar includes the TechEmerge logo, the IFC logo (International Finance Corporation, World Bank Group), a 'Profile' button with a 'LOGOUT' link, and a search bar. Below the navigation bar, there are several menu items: 'OVERVIEW', 'MY COMPANY', 'MY SOLUTIONS', 'OPEN CALLS/MY APPLICATIONS' (highlighted with a yellow arrow), 'WHAT WE DO', 'FOCUS AREAS', 'HOW WE WORK', 'NEWS & EVENTS', and 'ABOUT US'. The main content area is titled 'Open Calls/My Applications' and contains a blue header with the text: 'Below you can find information on TechEmerge programs that are currently accepting applications. Our programs are open to innovative companies, organizations, and startups worldwide.' Below this is a table titled 'OPEN CALLS' with the following data:

PROGRAM	APPLICATIONS OPEN	APPLICATIONS CLOSE	
Sustainable Cooling in the Indian Hospitality Sector	February 19, 2021	April 9, 2021	Apply

A yellow arrow points to the 'Apply' button in the table row.

- Click 'Ok' in the pop-up window. This will redirect you to the application form for your chosen open call (for example, Sustainable Cooling in the Indian Hospitality Sector)

The screenshot shows the same TechEmerge website interface as above, but with a pop-up window overlaid. The pop-up window is titled 'SUSTAINABLE COOLING IN THE INDIAN HOSPITALITY SECTOR' and contains the text: 'You will now be directed to the application pages of "Sustainable Cooling in the Indian Hospitality Sector" call. You will return here once you save, submit, or exit your application'. At the bottom of the pop-up window, there are two buttons: 'Close' and 'Ok'. A yellow arrow points to the 'Ok' button.

6. Complete an open call application

Step 1: Company Details

- The form should automatically populate with your company information.
- Review and update if needed, ensuring all information is accurate.
- Click 'Continue'.

Sustainable Cooling in the Indian Hospitality Sector Status:

1. COMPANY DETAILS 2. SOLUTION DETAILS 3. APPLICATION 4. UPLOAD

Please review your company information and contact details below, and ensure they are correct before continuing. If needed, you can make changes by clicking the "UPDATE" button. Click "REFRESH" to reflect your latest changes.
Please note: You will have the opportunity to provide details about your solutions and how they are specifically relevant to this call in later steps (Application).

UPDATE **REFRESH**
User Agreement: COMPLETED

Company Name: Test Tech EmERGE Hospitality

Company Contact: Benitez, Nicolas

First Name: [Empty] Last Name: benitez

Job Title: Information & Communication Technology E-mail: [Empty]

Company HQ Location: United States Province/State/City: Washington DC

Website: [Empty] Year Established: 2016

Number Of Employees: 6 Capital Raised (In USD): Less than \$0.5m Annual Revenue (In USD): Less than \$0.5m

Geographic Markets Currently Served: Latin and Central America, North America Target Markets For Expansion: South Asia

USER INFO

Full Name (Last name, First name): [Empty] E-mail: [Empty]

CONTINUE **EXIT**

Step 2: Solution details

- Using the 'Solutions' drop-down menu, select the solution you wish to submit to the open call.
- Review and update if necessary, then click 'Continue'.

Sustainable Cooling in the Indian Hospitality Sector Status:

1. COMPANY DETAILS 2. SOLUTION DETAILS 3. APPLICATION 4. UPLOAD

Please select your solution from the drop-down menu in the first box, and the fields will automatically populate with information entered earlier under the "My Solutions" tab. Review the information and ensure it is correct. If needed, you can make changes by clicking the "UPDATE" button. Click "REFRESH" to reflect your latest changes.
Please note: You will have the opportunity to provide further details about your solutions and how they are specifically relevant to this call at step 3 (Application).

UPDATE **REFRESH**

Solutions: Cooling Solution Test

Information and Communication Artificial Intelligence Please indicate Technology Readiness Level: TRL 8

Describe the product/solution: Cooling test

What does it do/offer/key functionalities?: Cooling test

What specific problem will it address?: Cooling issues

Provide examples of typical use case(s): Cooling hospitality

Unique features and innovations: Cooling plant room

Is your product or specific features of your product subject to any IPR - Yes: Patent test

CONTINUE **EXIT**

Step 3: Application

- Answer each question under the 'Application' tab, providing as much detail as possible.
- Click 'Save & Continue' to review your application and complete the process.

Sustainable Cooling in the Indian Hospitality Sector

Status:

1. COMPANY DETAILS → 2. SOLUTION DETAILS → **3. APPLICATION** → 4. UPLOAD

Please read the details of the call and relevant documents, and then specify how your solutions are relevant. Be concise wherever possible, and highlight features and possibilities not already covered in your earlier answers. Take into consideration that your application will be reviewed by people of different backgrounds and expertise. Fields marked with * are mandatory and must be completed before submitting your application.

1. APPLICATION DETAILS - HOSPITALITY

* 1. Select the category that best defines your product:

IoT-Enables & Artificial/Business Intelligence Augmented Systems High Side Equipment Optimization HVAC Low Side system Optimization and Air Quality Solutions

Passive Cooling Solutions Others

* 2. Describe the key benefits of your technology versus traditional solutions

* 3. Describe any limitations (of) or the boundaries of your product, and how they impact its performance.

* 4. Would you benefit from working with a local delivery provider in India to introduce your technology? This could include partnering with an engineering firm for installation and maintenance, working with a local manufacturing company, or teaming up with a local innovator on co-design and adoption. ⓘ

Local engineering firm

Local testing lab

Local manufacturer

Local innovators

Not applicable

5. If applicable, please describe how you might work with a local delivery partner.

* 13. I hereby agree to the Terms and Conditions laid out on the TechEmerge website. ⓘ

I agree I do not agree

14. How did you hear about the Open Call for Proposal?

Facebook/Instagram

LinkedIn

News Outlet

TechEmerge Newsletter

Through a colleague/my network

Other

SAVE & CONTINUE EXIT

7. Upload & submit an application

Final step

- You can upload documents and videos to support your application.
- You have the option to preview your application. You can also click 'Save & Exit' and return later. Or if you have completed and checked your application, click 'Submit'.

Sustainable Cooling in the Indian Hospitality Sector Status: Draft

1. COMPANY DETAILS > 2. SOLUTION DETAILS > 3. APPLICATION > 4. UPLOAD

Documents and links uploaded earlier are automatically entered in this section. You can upload additional documents or links to videos relevant to this call and remove those that do not apply. You can also save and exit, then return later to complete your application. Before submitting, please click "PREVIEW" and verify that your application is complete and correct. This will open a new window, and also allow you to download a PDF of your application. You will be able to edit your application until the call closes, but changes cannot be made after that date.

UPLOAD DOCUMENTS

+ UPLOAD DOCUMENTS

#	TITLE	PASSWORD	LINK	REMOVE
1	Test application		Card 05.png	

ADD/SHARE VIDEOS

+ ADD/SHARE VIDEOS

#	TITLE	PASSWORD	LINK	REMOVE
---	-------	----------	------	--------

PREVIEW **SAVE & EXIT** **SUBMIT** **EXIT**

- After you click 'Submit', your application will appear under the 'Open Calls/My Applications' tab.

OVERVIEW **MY COMPANY** **MY SOLUTIONS** **OPEN CALLS/MY APPLICATIONS**

Open Calls/My Applications

Below you can find information on TechEmerge programs that are currently accepting applications. Our programs are open to innovative companies, organizations, and startups worldwide.

OPEN CALLS

PROGRAM	APPLICATIONS OPEN	APPLICATIONS CLOSE	
Sustainable Cooling in the Indian Hospitality Sector	February 19, 2021	April 9, 2021	Apply

APPLICATIONS

PROGRAM	SOLUTION	DATE INITIATED	DATE SUBMITTED	STATUS
Sustainable Cooling in the Indian Hospitality Sector	Cooling Solution Test	February 23, 2021	February 23, 2021	Submitted

You are all set! Thank you and welcome to the TechEmerge community. If you need help or have any questions, please email techemerge@ifc.org